

PHT

PHT-Move Lighting System

Model: PHT-RLM-2500-4x60LED



www.phtmast.com

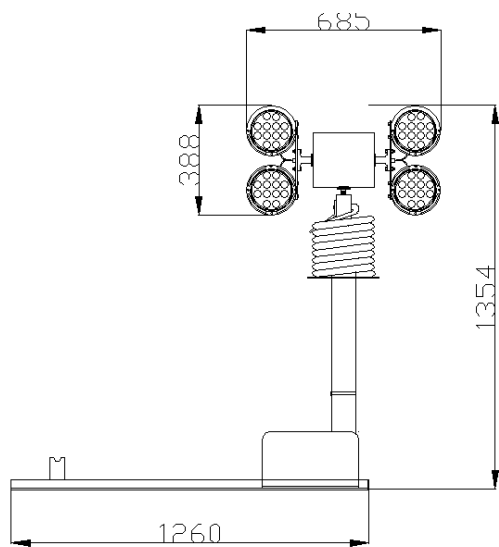
www.phtmfg.com

ADD: **Add:** post code 214161, # 12 Hu Dai Rd. Bin Hu Distric, Wu Xi, Jiangsu provice

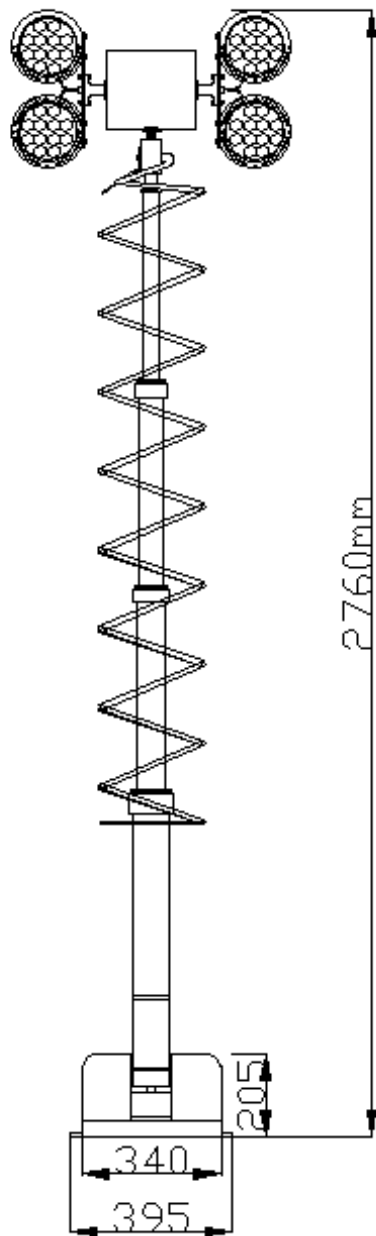
Email: phtmfg2@263.net; phtmast@gmail.com

M: 008615062321794; **T :** 0086-512-89992286; **F :** 0086-512-82177222

Dimensions Reference



Retracted Height



Extended Height

Electric Parameter

Items	Parameters
LED Lamps	4 x 60W 12pcs 5W LEDs per lamps,CREE LED House materials: casting aluminum Lumens: 4080lm per lamp Water proof: IP67
Turn/Tilt/Zoom	410 degrees in horizontal 410 degrees in vertical (180 degrees for camera mounting)
Lighting Mast	Pneumatic Telescopic Mast, base section dia. 86mm, aluminum alloy 6063T5 finish.
Working Power	DC 12V/24V
System Weight	50kg approx
Packing	Base 136cmL x 38cmW x 30cmH Lamps system 106cmL x 37cmW x 29cmH

System Installation

1) System including:

- 1 x lighting system
- 1 x Wire Control
- 1 x Wireless Remote Control
- 1 x Operation Manual



2) Moving Notice:


- When move the system, please carry the basement structure, do not carry the lamps or telescopic lighting mast.
- Do not try to connect the electric power before installation finished

3) System Installation:

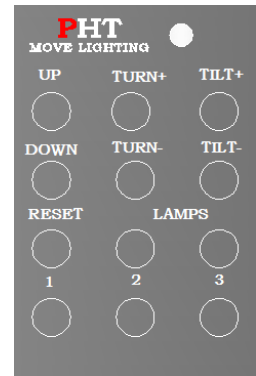
- Please make sure there are enough space for lighting mast extension, and lamps rotation.
- Please make sure the vehicle roof or others can bear 70kg weight before the installation.
- Fix all the screws firmly.

System Operation

- System Extending: “UP”
- Mast Retracting: “Down”
- Lamps Control: “ON” / “OFF”
- Lamps Rotate:
TURN + / TURN -

- Lamps Tilt: TILT+ / TILT -

- System Restore: RESET



Wire Manual Control Panel



Wireless Remote Control

System Maintenance

1) Lamps Maintenance:

- extended the mast in vertical position
- turn off the power supply
- make sure the temperature lower before change the bulbs or LED Lamps

2) Lighting Mast Maintenance

Lighting mast should be maintenance in regular according to the working environment. Normally maintenance should be make every month.

When Followed cases happened, the mast should be maintenance in time.

- obviously surface dusty
- mast extension/retraction not in smoothly
- noises when mast extension and retraction

Mast maintenance include cleaning and lubrication:

Step 1: extend the mast fully.

Step 2: clean the mast surface

Step 3: injection lubrication oils from the air hose in the mast section.

Step 4: extend / retract mast some times make sure the mast working smoothly

Step 5: clean off the lubricate oil on the mast surface in order to avoid the dust attach on.

Packing List

- Lamps System: 4x 60W LED lamps, Pan&Tilt
- Basement: Base mounting, Pneumatic Telescopic Masts
- Control: 1x cable control, 1x wireless control
- Operation Manual
- Packing list